



# Eastern Indiana Gem & Geological Society

# ROCK PICKINGS

August 2016

P.O. Box 1724 • Richmond, IN 47375 • eiggs.weebly.com • facebook.com/EasternIndianaGemGeologicalSocietyEIGGS

## EIGGS Board Members

### President

Mark Lisota  
317-525-1418  
mlisota@hotmail.com

### Vice President

Mary Ann Morse  
765-914-2672  
jfmamorse@gmail.com

### Secretary

Patrick Pierce  
937-838-1644  
patrickwp@gmail.com

### Treasurer

Dave Straw  
765-966-4249  
strawdl@aol.com

### Show Chairman

Judy Burton  
937-339-1966  
jleeburton@woh.rr.com

### Vendor Chairman

John LaMont  
812-322-7809  
midwestchar@gmail.com

### Newsletter Editor

Lisa Morris  
EIGGSnews@gmail.com

### Memberships:

Annual dues  
\$15 Individuals  
\$20 Families

### Please send dues to:

EIGGS  
PO Box 1724  
Richmond, IN 47375

**1** Next meeting: Thursday, Sept. 1, 6:30 p.m.

## PRESIDENT'S MESSAGE



Hello rockhounds,

Last weekend Lisa Morris and I attended the MWF convention in South Bend, IN, as the delegates for our club. We will share our experiences with the club at the next meeting.

The convention theme this year is Midwest Minerals. They are supposed to have some amazing door prizes and a display of a dinosaur discovery from one of the MWF members.

I want to have two presentations a year during our monthly meetings covering either geology or lapidary arts. I would like input from members of what kind of presentations you want to see from the club. I am thinking about partnering with Earlham to present geology to the club. Earlham students would get credit and club members would get an educational lesson.

So what topics or ideas would you like to see presentations on? Bring your ideas to the next meeting.

Don't forget to bring your latest specimens, lapidary work, or jewelry pieces for show & tell at the September meeting.

Mark

## ▶ INSIDE THIS ISSUE

### PAGE 4

County fair winners



Joy Ingerman earns Champion award

### PAGE 7

Member profile



John LaMont & Charlene Reidenbach

### PAGE 8

Hoosier Hill



Hoosier Hill is Indiana's highest point

### PAGE 13

Midwest Federation Show



Amazonite for sale at Michiana show

## SHOW & TELL

**When:** at Sept. 1 meeting

**Who:** Club members

**What:** Bring a favorite rock, mineral, gem, cab, slab or specimen to share with others in the club.

This is a great chance to get to know your fellow club members, see some interesting stones and hear some good stories. Hope to see you there!

## Members present

John LaMont, Mark Lisota, Jim Lucas, Lisa Morris, John Morse, Mary Ann Morse, Mike Ragen, Charlene Reidenbach, Matt Rudicil, Kathy Sheehy, Danny Spurgeon, Dave Straw, Jamie Terhaar, John Terhaar, Johnathon Terhaar, Bob Vetter, Joe Wirrig.

President Mark Lisota called the meeting to order at 6:36 p.m.

## Sign-in procedures

Mark reminded everyone that there is a new sign-in book for club usage. Please remember to sign-in each time you are at the club and list what equipment you used or what tasks you completed (eg. Used trim saw; used Genie #3; mowed the lawn; checked on the tumblers; installed new door knob, etc.)

## 4-H sponsorship

Mark shared a thank-you card from Austin Wampler who was the Supreme Showmanship winner at the Wayne County Fair. (see note at right) This year EIGGS helped sponsor the champion plaques for geology and for livestock Supreme Showmanship.

## MWF Show

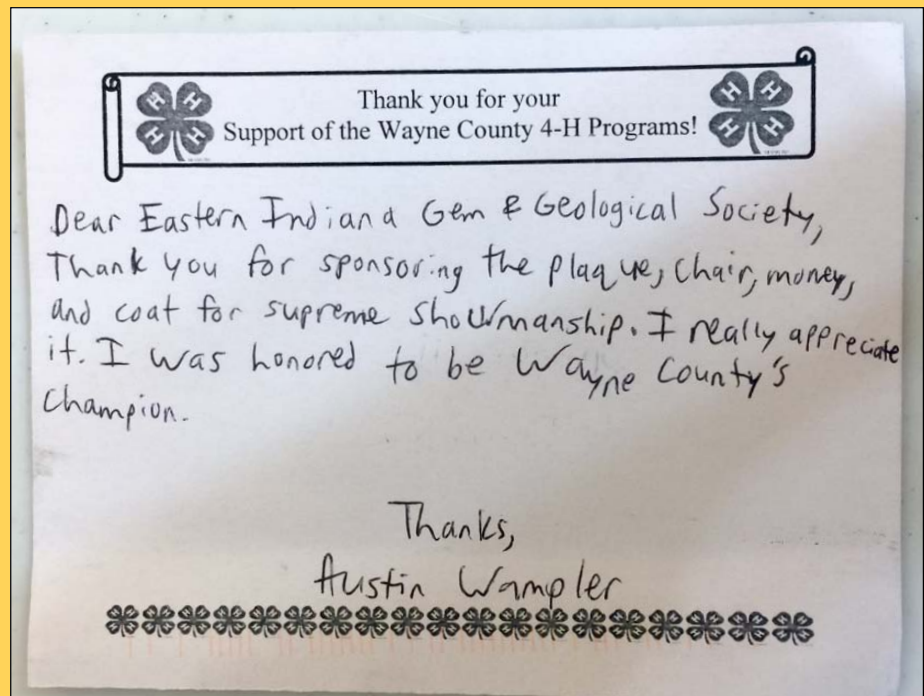
The Midwest Federation Gem and Mineral Show will be held Aug. 19, 20 & 21 in South Bend, Indiana. The club is invited to send one delegate and one alternate.

## Treasurer's report

Expenses: \$515  
\$58 newsletter  
\$202 utilities  
\$239 misc. (including picnic supplies & cards)  
Income: \$212  
\$20 dues  
\$60 auction  
\$122 shop  
\$10 soda

**Other items:** John LaMont: There is no vendor news to report.

## EIGGS 4-H DONATION APPRECIATED



□ EIGGS helped sponsor the Supreme Showmanship Award at this year's Wayne County Fair. Lincoln High School junior Austin Wampler was the winner and sent the club the above thank-you note. At the fair, there is one "Master Showman" out of each of the eight animal species. These eight Master Showmen then compete against each other to be the Supreme Showman. To do this, these eight showmen have to compete by each showing all eight species. The points are then tallied and a Supreme Showman is named. Congratulations to all who participated in events at the fair.

Mary Ann Morse: We are working on scholarship revisions and will get the information to the schools this fall.

Jim Lucas: We still have a gift certificate from Diamond Pacific. Suggestions for what to do with it? Perhaps use it as a door prize or raffle it?

Charlene Reidenbach thanked everyone for the get well card. It was much appreciated.

Charlene motioned to adjourn the meeting. Danny Spurgeon seconded the motion.

Meeting adjourned at 6:47 p.m.

An agate show & tell session followed the meeting.

# AUGUST SHOW AND TELL: AGATE NIGHT

For the past couple months a Show and Tell session has followed each of the regular meetings. To celebrate last month's Agate Expo, members brought agates to share, though a "rock" in any form is always welcome.

Dave Straw started off the night by sharing some red Laguna agate. Red is one of the less common colors for Laguna. He also shared a polyhedral agate from Brazil (*more on these in future issues*).

Johnathon Terhaar showed an agate with crystals that he had boarded and was slabbing. His father, John, shared an agate pendant he had made by using a "corner cut" of the agate to show off its banding. He also told members how he had heat-treated the agate on his wood stove this winter to deepen the color of the agate. This is a "trick" he learned at the club. Members also shared that heat treating Ohio flint deepens its color, too.

John Morse showed a variety of agates, including Botswana, Brazilian and Lace. He also showed an amethyst stalactite slice. Mary Ann Morse showed a Montana agate ring and also a waterline agate that John had set for her in a copper pendant. (*Sorry there are no photos of your pieces this time, John.*)

Bob Vetter brought quartz and barite crystals to share. These were stones he had picked up on a club field trip to the lead mine district of southeastern Missouri. When they visited, there were large swaths of exposed rock where the lead had been mined. He says all of that has been covered up by now.

Charlene Reidenbach and John LaMont also reminisced about past trips, including one with Gene and Lucille Mays where they dug and dug and finally found a piece that it took all four of them to carry back to the car. John talked about finding selenite in the Texas panhandle and also in New Mexico.

Lisa Morris brought a variety of agates as well, mostly in the form of loose cabochons: Graveyard Point plume agate, Regency Rose agate, Stinking Water agate, Coyamito agate, Chinese Fightblood agate, Feather Ridge agate, Laguna agate and Agua Nueva agate.

➔ Johnathon Terhaar shows an agate that he boarded and sliced.

⬆️ John Terhaar showed an agate slice pendant that he made and discussed how he heat-treated it to deepen the color.



➔ John Terhaar's corner-cut, heat-treated agate pendant.



⬅️ Mary Ann Morse shows a Montana agate ring and a waterline agate pendant. John Morse made the pendant.



⬆️ Lisa Morris shared variety of agate cabochons and this small pink and orange Coyamito agate from Mexico.



⬆️ Dave Straw shows a polyhedral agate from Brazil.

⬅️ During the Show & Tell portion of the meeting, Bob Vetter shows a quartz and barite crystal he gathered on a club trip.

Be sure to bring a favorite stone to share at the next meeting!



# FAIR WINNERS: CLUB MEMBERS EARN HONORS

A trip into the arts and crafts hall of any county fair gives one a glimpse into a wide variety of interests and talents.

Earlier this summer, club members Naomi Jones and Johnathon Terhaar brought home prizes for their jewelry pieces at the Wayne County Fair.

This month still more club members were recognized for their talents. Joy Ingerman earned top honors for two entries at the Fayette County Fair in Connersville, IN. In Ohio, Judy Burton and Jan Roestamadji were repeat winners at The Darke County Fair in Greenville.

## Joy Ingerman



Fayette County Fair  
Connersville, Indiana

Fine Arts Division  
Champion  
First Place



Larvakite, lava rock, sodalite, silver & crystal set; Champion



Freshwater pearls, brass & leather necklace; First Place

## Judy Burton



The Darke County Fair  
Greenville, Ohio

Professional Division  
First Place  
Third Place



Copper wire bracelet; First Place



Ammolite & gold wire wrap pendant; Third Place

## Jan Roestamadji



The Darke County Fair  
Greenville, Ohio

Professional Division  
Second Place



Silver and glass thumbprint cast pendant; Second Place



Hematite & silver ring



# 4-H SEEKS VOLUNTEERS FOR GEOLOGY

The Wayne County 4-H office wants to promote the geology projects to its members. They would like our club to continue our involvement with their Super Saturday programs in the spring and also wonder if we would like to help promote the geology projects at the Wayne County Boys and Girls Clubs this year.

Once a month they go to four different locations and spend an hour at each working with 3rd, 4th and 5th graders on a variety of different projects.

They would like our help covering geology one or

more times over the course of the year.

If you are interested in helping with this, contact Lisa Morris or Naomi Jones for more information.

For a complete list of projects, see page 6 of this newsletter.

Also, Patrick Pierce is looking to come up with some hands-on demonstrations that can be used with 4-H, the Boy Scouts and the school groups. There is a strong connection between the school science standards and the 4-H categories and Scouting badge requirements. Contact Patrick or Lisa if you have ideas.

## CLUB CLEAN-UP DAYS IN THE PLANNING STAGES

With an older building, there is always upkeep and maintenance to be done. In the fall we will hold a series of club clean-up days and would appreciate your help. There are a wide variety of projects on the "to do" list, so stay tuned for future club clean-up dates. Below are some of the items that should be addressed. If you have expertise in any of these areas, please let an officer know.

### UPCOMING PROJECTS:

- replace outside doors, upstairs and downstairs
- finish work on the outside cellar door and stairs
- continue roof maintenance to find/seal leaks
- finish air conditioner installation/sealing
- fix sagging lapidary lab ceiling
- clean eaves and gutters
- renovate area outside garage door (rock garden)
- scrape and paint the hallway & stairway area
- work on women's rest room ceiling & floor
- remove garage ceiling insulation
- re-seal garage roof
- investigate/brace soft spot in hall floor
- re-attach electrical lead-in to building
- examine the bracing for the balcony area
- new sign for outside the building



■ The new steel cellar doors were installed at the club Clean-up Day, May 14. The new doors should provide added security and should help eliminate water issues in the basement. The old steps/stairs were removed in order to put in the new concrete frame and the door, so those will need to be replaced.

## LAPIDARY LAB USAGE & HOURS

*Please remember that members using the club's equipment are required to sign a liability waiver and attend at least six regular club meetings a year.*

*Participants must also be trained (& re-certified) in proper equipment usage.*

*There is a \$2 fee per lab session for equipment usage & maintenance. Please remember to use the sign in book.*

### Tuesdays 6-8 p.m.

This lab is perfect for beginners and those with intermediate skill levels since there are experts on hand to teach basic and advanced skills.

### Thursdays 6-8 p.m.

The lab is usually open on Thursdays. Call or text Deanna Smith 765-914-4811 or Alma Glisson 937-231-3024 to be sure someone will be there.

### Sundays 6-9 p.m.

The lab is usually open on Sundays. Call or text Missy Killion in advance to be sure someone will be there. Her number is 765-960-7635



# 4-H GEOLOGY PROJECTS CATEGORIES

*Below are projects available to 4-H members at each grade level. These are the areas in which EIGGS members could assist 4-H members through 4-H sponsored workshops, our show, or at Super Saturday events.*

## Level 1: Grades 3-5

Exhibit: Display a poster (or use an exhibit box) based on ONE of the following activities:

**The Rock Cycle.** Explain the rock cycle using both words and pictures.

**Rock Types.** Display rocks from the three major types: igneous, sedimentary, and metamorphic. Examples of each include: Igneous - granite, basalt, gabbro; Sedimentary - limestone, dolomite, shale, chert, gypsum; and Metamorphic - quartzite, schist, marble, slate.

**Earth Processes How Rocks Change.** Color and display the picture in your book or draw and color your own on your poster. Briefly describe the earth processes that are shown.

**Rock Artwork.** Display your rock artwork and the story that you created.

**Collections.** Display and identify 6-8 rocks.

**Making Crystal Models.** Display the crystal forms characteristic of most minerals (cubic, tetragonal, hexagonal, orthorhombic, monoclinic, triclinic) in a display box with their name and mineral with this form. You may color, paint, or use markers on your crystal models.

**Molds and Casts.** Display three molds and/or casts in a display box. Describe the steps that you followed to create a mold or cast.

## Level 2: Grades 6-8

Exhibit: Display a poster (or use an exhibit box) based on ONE of the following activities:

**Rocks with Different Textures.** Identify and display six rocks with three very different textures (two rocks of each general type). Include three grades of sandpaper and show how the differences in sandpaper is similar to the differences in rock texture.

**Indiana Limestone.** Show and label pictures or photographs of ten buildings, sculptures, or monuments made from Indiana limestone.

**Mineral properties and tests.** Explain the characteristics: crystal form, cleavage, hardness, appearance, and streak. Explain tests used in identifying specimens. Examples you might include are streak, acid, hardness, chemical analysis, and specific gravity.

**How We Use Minerals.** Show 10 common products that contain minerals. Explain the minerals that are contained in these products and the characteristic that makes them useful.

**Geologic Time.** Create a display to show the major geologic eras. Indicate the names, specific features, and approximate length of each.

**Indiana's Glaciers.** Show the extent of Indiana's three main glaciers.

**Indiana Geology.** Exhibit a map or sketch of Indiana showing at least ten sites with interesting geological formations. Describe the formation and sketch or show a picture of the formation.

**Field Trip.** Describe a geology field trip that you took. Describe where you went and what you learned. Include photographs (if possible) or sketch what you saw.

**Collections.** Display and identify one of the following: 8-16 minerals, fossils, or 4-8 of each (half minerals and half fossils). You may exhibit a new collection in subsequent years but not one you have already exhibited.

## Level 3: Grades 9-12

Exhibit: Display a poster (or use an exhibit box) based on ONE of the following activities:

**Geology Research.** Prepare a display to teach others about the topic you studied. Include an appropriate title, abstract (brief description of your topic), and photographs, drawings, charts, or graphs that help explain your topic. This activity may be repeated if a new topic is chosen in subsequent years.

**Lapidary and Jewelry.** Show how stones and minerals are turned into polished stones and jewelry. Show and explain the steps involved.

**Miniatures.** Display five miniatures in a display box and explain the benefits of collecting miniatures and how they are prepared.

**Indiana's State Parks or Forests.** Create a matching game of Indiana's State Parks or Forests and a brief description.

**Indiana, U.S., or World Geology.** Teach others about one Indiana, U.S., or World Geology topic.

**Career Exploration.** Prepare a display that explains your interview with someone who needs an understanding of geology to do their job.

## Independent Study: Grades 9-12

**Advanced topic** - Learn all you can about a geology topic and present it on a poster. Include a short manuscript, pictures, graphs, and list the works cited to describe what you did and what you learned. Title your poster, "Advanced Geology - Independent Study"

**Mentoring** - exhibit a poster that shows how you mentored a younger 4-H member. Include your planning, the time you spent, the challenges and advantages of mentoring, and how the experience might be useful in your life. Photographs and other documentation are encouraged. Resources must be from educational or government entities.

## Member Profile

# JOHN LAMONT & CHARLENE REIDENBACH

by David Lundquist

Charlene Reidenbach and John LaMont have a rock-solid relationship. For nearly 20 years the two have worked together as vendors at rock and gem shows. Their partnership has reaped untold benefits for the EIGGS.

Both were widowed in the mid-1990s. John, who had worked with Char's late husband Don, met up with Char in '98, liked what he saw, and needed only a few dates with her to become convinced she would make a wonderful partner, both in business and in romance.

"He told me he sure could use a partner," Char recalls. "At the time I knew little about rocks. I thought of them as just gravel."

She started accompanying him to a few of his 20 or so yearly shows, increasing her involvement after retiring.

John has had a life-long interest in minerals, artifacts and fossils. He and childhood friend Harris Precht roamed Franklin County cornfields, discovering all sorts of wonders and piling up sizable collections. John joined the EIGGS in 1968, just two years after Harris's charter membership.

John has three sons, all of whom were members of the trophy-winning geology 4-H club their father helped sponsor.

Retired from Roots Blowers, John has many years of experience as a vendor. As with most vendors, he adds to his personal collection.

As John and Char sold at shows all over the Midwest and beyond, they picked up all sorts of ideas to use during our club's Rock and Gem show.

Char has turned her attention to the education of youth. She has been the driving force behind the annual EIGGS scholarship, which has been awarded since 2005. She also helps organize the children's area, where school kids can practice "scratch" tests or learn fossil identification from students of Earlham College's School of Geology.



For the last dozen years, John has served as dealer chairman. With his behind-the-scenes organizational work, John helps ensure each year's show is financially successful for both the club and the dealers.

Vendors like our show. "Eighty-five percent of our dealers return year after year," John says.

Both John and Char have served our club in admirable ways. Both stress the need for others to become involved.

"For the club to stay strong, we need some of the younger members to be willing to serve on a committee or be an officer or find some way to help out," Charlene said.

In other words, EIGGS could use more members like John and Char.





# ON THE ROAD: HOOSIER HILL, ELEV. 1257'

from Wikipedia.com

**H**oosier Hill is the highest natural point in the state of Indiana at 1,257 feet (383 m) above sea level. It is in the rural area of Franklin Township, Wayne County, to the northwest of Bethel. The nearest intersection to the high point is Elliot Road and County Line Road. The nearest major landmark is Interstate 70 and Richmond 11 miles (17.5 km) to the south.

The Hill sits on private property; the high point sits in a forested area surrounded by farmland. In 2005, an Eagle Scout candidate named Kyle Cummings (Troop 820 from Lakeside Park, Kentucky), in cooperation with the property owner, built a trail, sign and picnic area at the high point.

Geologically, the hill sits in the Dearborn Upland, an area of high terrain in

southeast Indiana that sits on top of the geologic structure known as the Cincinnati Arch. However, Hoosier Hill is located in a portion of the upland buried underneath glacial debris known as the Tipton Till Plain. As a result, while the average elevation of this upland region is 1,100 +/-100 feet above sea level, the topographic relief is gentle where the "hill" is no more than 30 feet higher than the surrounding landscape of gently rolling farmland. While the high topography seen at Brown County State Park, which sits in the Norman Upland in south central Indiana, can be mistaken to be a high point (where relief is 400–500 feet from valley to hilltop), the elevations of hilltops ranges only from 800–1,050 feet.

A.H. Marshall was the first person to successfully climb each U.S. state highpoint. He completed the task in 1936 after standing atop Hoosier Hill.

## Directions:

Located 15 miles north of Richmond.


Exit 153 off I-70 on S.R. 227.

Travel 10 miles north to Bethel.

1 mile west on Bethel Rd.

& .09 miles north on Elliott Rd.

*Be sure to leave your name in the notebook at the site!*







# ON THE ROAD: NEW PARIS, OHIO

by Frank Brusca, from [www.route40.net](http://www.route40.net)

## Footprint Rock U.S. Route 40; New Paris, OH 45347

A flat outcropping of glaciated rock on the north side of the road contains an impression that with a little imagination looks like a footprint. Local lore says this is a footprint of a prehistoric man. Geologists and archaeologists all agree



that this is NOT a footprint but rather some other phenomenon. The print looks like a perfect outline of a size 9 Nike. It's a bit much to think our prehistoric ancestors were so attired. Besides, those Nikes wouldn't hold up too long in the molten rock.

Still, legends die hard and if you challenge anyone in the area on this, they'll probably think you're itching for a fight.

I side with the scientists, but love the lore of the footprint legend. Some locals have been trying to convince ODOT to allow them to dig up the rock and move it. I say leave it where it is, even though claims that this is a prehistoric footprint are solid as a chocolate bunny on Easter morning.

If you head out looking for the footprint, it is right next to the sign on the north side of Route 40. Blink and you'll miss it. It is just west of the driveway for the site of a long gone gas station.



■ Club member Gary Geyer and fellow English teacher Kacie Schrader stopped to check out Footprint Rock on a sunny day this summer. While the sign is right along US 40, the rock is easy to miss, especially when the grass is high.

*Do you have photos or "rock adventures" to share? If so, please e-mail [EiggsNews@gmail.com](mailto:EiggsNews@gmail.com)*



## WELCOME, NEW MEMBERS!

A warm welcome goes out to Corky & Bob Zinkan, Eastern Indiana Gem and Geological Society's newest members

### Corky Zinkan

**Occupation:** Retired Test Middle School math teacher

**Location:** Richmond

**How did your interest in rocks, gems or minerals develop?** Like a lot of people, I started with beading and a little silversmithing. Now I am ready to move into gemology and lapidary.

**What do you hope to learn?** I am looking forward to learning from everybody. I know nothing about it, so I have everything to learn.

**What areas interest you most?** I would like to learn how to identify the different stones and what can be done with them. I would like to make them into jewelry pieces.

**What have you learned so far?** So far I have learned how to saw, how to grind and polish and how to make a dome. -- Just the basics so far.

**What are a few of your other hobbies or interests?** I enjoy sewing. I've been sewing since I was nine years old. I belong to the American Needlepoint Guild and the Embroidery Guild of America. I also love to travel -- Italy, France, the United Kingdom. I would love to see the pyramids and Israel. I love genealogy, too.

**Anything else you want to share?** I think one of the things I look forward to most is watching my grandchildren grow up and being with them. They are ages 21, 15, 14, 13, 10, and 8. The best part is watching them and imagining what they will do and what fields they will go into when they grow up. One of our most exciting and precious things is that our son earned his doctorate in education from Creighton University in Nebraska.

### Bob Zinkan

**Occupation:** Retired Richmond HS government & US history teacher

**Location:** Richmond

**How did your interest in rocks, gems or minerals develop?** My interest in rocks developed through my wife because she loves jewelry-making. She is working very hard at it and is getting better all the time.

**What do you hope to learn?** I find that just working through the process is interesting. I want to learn more about diamond drills and how to cut slabs. I have an old tile saw I would like to use. I also want to learn how to rock hunt. Corky and I do this together and that's what makes it fun. She's the artist and I'm the artist's assistant.

**What areas interest you most?** Anything that Corky says I will need to learn, I will learn.

**What have you learned so far?** So far I have learned how to bevel and shape the stones, but I need practice doing it. I've gotten a round smooth top on one of them and will work on more soon.

**What are a few of your other hobbies or interests?** I like making things and building things. I installed a walk-in bathtub and built a sub-deck under the deck for storage.

I watch the Reds, and when I am in Florida I watch the Tampa Bay Rays. They are both in last place, but baseball is my favorite. I watch four of

my grandkids play sports; one runs cross-country for Bloomington South, two are running for St. Charles, and one plays soccer for St. Charles.

**Anything else you want to share?** We love to travel and have a motor home. We love our Florida home but are up here most of the year for our six grandkids -- Our son has four kids and our daughter has two. Our daughter works for an insurance company and our son is an associate vice-president of marketing at IU Bloomington.



## Now It's Your Turn

This is YOUR newsletter and we want to hear from you! Please take a minute and answer at least one of the following questions. E-mail your answers to EIGGSnews@gmail.com or mail them to EIGGS Newsletter, PO Box 1724, Richmond, IN 47375.

1. How, when, and where did you develop an interest in rocks, gems and geology?

2. Do you collect rocks, minerals, gems or fossils? How long have you been collecting? Do you specialize in any particular category? If so, what draws you to these items?

3. Do you have one favorite stone in your collection (gem, mineral, fossil, etc.), and if so, why is that your favorite?

4. Have you gone on any trips to collect rocks? If so, where have you gone and what have you found?

5. Which EIGGS members would like to see featured in upcoming newsletters? Please explain why they should be featured.

6. Would you like to write a short article for the newsletter? If so, please submit your topic and a general overview of what you would like to write.



# NEW FIND: DEAD CAMEL JASPER

*Dead Camel jasper, a new find (and claim) by Walt Harrison and Philip Stephenson, has been a hit with the lapidary community. It comes from the Dead Camel Mountains in Nevada. Below, Stephenson discusses how those mountains got their unusual name. To see more of this stone, visit Stephenson's website [RareRocksandGems.com](http://RareRocksandGems.com), which is also home to some terrific galleries of Morrisonite and Willow Creek jasper, as well as Feather Ridge and Linda Marie plume agates.*

*by Philip Stephenson, [RareRockandGems.com](http://RareRockandGems.com)*

In 1855, under the direction of then-Secretary of War Jefferson Davis, Congress appropriated \$30,000 for "the purchase and importation of camels and dromedaries to be employed for military purposes." Davis believed that camels were key to the country's expansion westward; a transcontinental railroad was still decades away from being built, and he thought the animals could be well suited to haul supplies between remote military outposts. Among those strongly voicing public support was Edward Fitzgerald Beale, then Superintendent of Indian Affairs in California and Nevada. By 1857, after a pair of successful trips to the Mediterranean and the Middle East, the U.S. Army had purchased and imported 75 camels. Within a decade, though, each and every one would be sold at auction.

An entrepreneur of the frontier named Samuel McLaughlin bought the entire herd in February 1864, then shipped several camels out to Nevada to haul salt and mining supplies in Virginia City. (McLaughlin raised money for the trip by organizing a camel race in Sacramento. A crowd of 1,000 people reportedly turned up to watch the spectacle.) According to an account from that time, the animals that remained in California were sold to zoos, circuses and even back to Beale himself: "For years one might have seen Beale working camels about his ranch and making pleasure trips with them, accompanied by his family."

And as for the rest? Many were put to use in Nevada mining towns, the unluckiest were sold to butchers and meat markets, and some were driven to Arizona to aid with the construction of a transcontinental railroad. When that railroad opened, though, it quickly sunk any remaining prospects for camel-based freight in the southwest. Owners who didn't sell their herds to travelling entertainers or zoos reportedly turned them loose on the desert.

Feral camels did survive in the desert, although there almost certainly weren't enough living in the wild to support a thriving population. Sightings, while uncommon, were reported throughout the region up until the early 20th Century. A young Douglas MacArthur, living in New Mexico in 1885, heard about a wild camel wandering near Fort Selden. A pair of camels were spotted south of the border in 1887. There were estimates of six to ten actual sightings up to 1890 or so.

The Dead Camel mountains are a mountain range located in western Nevada. The Dead Camel mountains separate the Lahontan Reservoir from Fallon, Nevada. There are several small caves on the eastern slope of the mountains, one of which contains many pictographs left by the inhabitants of the area at the time of Lake Lahontan. The Dead Camel Mountains were named for the discovery of one of these feral camels found by local prospectors in 1891.



*from [RareRockandGems.com](http://RareRockandGems.com)*

## The Legend of the Red Ghost

*by Chris Heller; [Smithsonian.com](http://Smithsonian.com); August 6, 2015  
excerpted from [RareRocksandGems.com](http://RareRocksandGems.com)*

A crazed, wild monster roaming the Arizona desert — fit snugly within the shadow of the U.S. camel experiment.

In the 1880s, a wild menace haunted the Arizona territory. It was known as the "Red Ghost," and its legend grew as it roamed the high country.

It trampled a woman to death in 1883. It was rumored to stand 30 feet tall. A cowboy once tried to rope the Ghost, but it turned and charged his mount, nearly killing them both. One man chased it, then claimed it disappeared right before his eyes. Another swore it devoured a grizzly bear.

"The eyewitnesses said it was a devilish-looking creature strapped on the back of some strange-looking beast," Marshall Trimble, Arizona's official state historian, said.

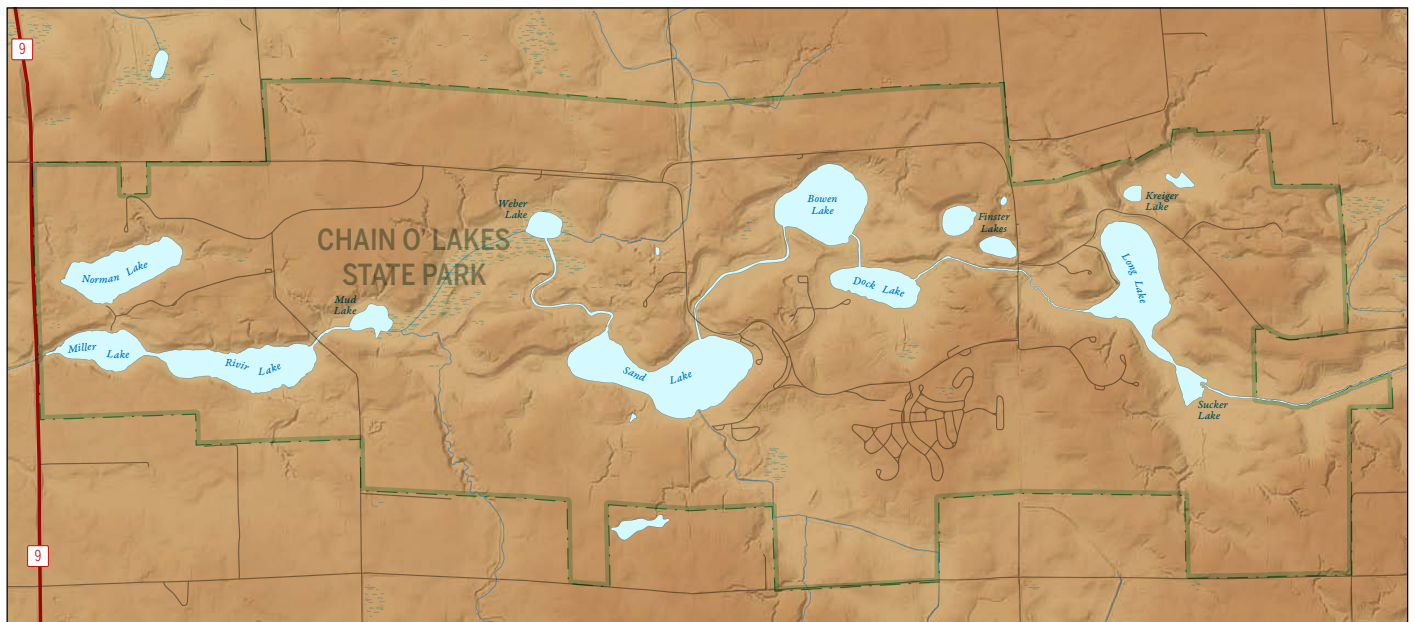
Months after the first attacks, a group of miners spotted the Ghost along the Verde River. As Trimble explained in *Arizonian*, his book about folk tales of the Old West, they took aim at the creature. When it fled their gunfire, something shook loose and landed on the ground. The miners approached the spot where it fell. They saw a human skull lying in the dirt, bits of skin and hair still stuck to bone.

Several years later, a rancher near Eagle Creek spotted a feral, red-haired camel grazing in his tomato patch. The man grabbed his rifle, then shot and killed the animal. The Ghost's reign of terror was over.

News spread back to the East Coast, where the *New York Sun* published a colorful report about the Red Ghost's demise: "When the rancher went out to examine the dead beast, he found strips of rawhide wound and twisted all over his back, his shoulders, and even under his tail." Something, or someone, was once lashed onto the camel.

## Chain O' Lakes State Park

Chain O' Lakes State Park occupies a low-lying landscape that was originally carved by glacial meltwater. In this lowland, a series of interconnected kettle lakes formed when buried blocks of ice left behind during deglaciation melted. As the ice melted, large water-filled depressions remained. Conical hills, known as "kames," accentuate the landscape; they developed when sand and gravel filled in crevasses in the ice. The northern and eastern portion of the park is home to the Glacial Esker Nature Preserve—a narrow, sinuous ridge of sand and gravel that formed in a meltwater tunnel below the glacial ice.





# ON THE ROAD: MIDWEST FEDERATION SHOW

The Midwest Federation of Mineralogical and Geological Societies held its 76th annual convention Aug. 19-21 in conjunction with the Michiana Gem and Mineral Society's show. Held at the St. Joseph County Fairgrounds in South Bend, IN, the show featured 17 retail dealers, a variety of demonstrators, a small display area and two silent auctions -- one from the local club and one from MWF. Two programs were offered: "Finding a Dinosaur," by Mark Tanner, an MGMS member, and "Mineralogy" by Rick Strapple of the Rare Earth Company.

Frankly, given the promotional material, I was expecting a much bigger show. Instead, it was a small show with many familiar vendors from shows in Richmond, Cincinnati, Columbus and Ft. Wayne. The displays and auctions, though nice, were on par with what can be found at other area shows, too.



The difference, however, was in the attendees. As you browsed at any booth, you found yourself in conversations with rockhounds from across the Midwest. Each was happy to search through slabs or rough with you to help find what you were looking for. Each offered advice on other vendors to check out. Each had specialized knowledge to share. I learned about the various types of obsidian from an Illinois club member. Michigan club members helped me find a source for copper firebrick, and still another group invited me north to scour the beaches with them in search of agates and Leland Blue.

They all shared stories of their clubs and their love of rocks. --That alone was worth the price of admission.



- MGMS Silent Auction items.
- Rough rock from Geoscape Rock Shop.
- Fulgurite display (more on those next month!).
- Herkimer diamond display.
- Shark tooth display.

# UPCOMING SHOWS

**Sept. 9-11—GREENFIELD, IN:** Annual show; 500 Earth Sciences Club, Hancock County 4-H Fairgrounds; 620 N. Apple Street; Fri. 10 a.m.-7 p.m., Sat. 10 a.m.-7 p.m., Sun. 10 a.m.-4 p.m.; Free admission; Dealers and swappers in fossils, minerals, gems and jewelry and lapidary equipment plus silent auctions, door prizes and much more. Kids activities, demonstrations, educational displays and programs for all. Contact Cheryl Hamilton, 3507 Luewan Dr., Indianapolis, IN 46235, (317)-897-3369; e-mail: [chamilton1951@gmail.com](mailto:chamilton1951@gmail.com)

**Sept. 16-18—HOLLAND, MI:** Show and sale; Tulip City Gem & Mineral Club, Soccer Spot Sportsplex; 5 River Hills Drive; Fri. 9 a.m.-8 p.m., Sat. 9 a.m.-7 p.m., Sun. 11 a.m.-5 p.m.; Adults/Seniors \$3, Students/Children free admission. Check out some common, strange, different and precious things we have found: Dealers, fossils, minerals, exhibits, jewelry, gems, rocks, beads, club sales, artisan market, silent auction, kid's games, sluice, Petoskey polish, fluorescent tent, and lapidary demonstrations.; contact Linda Winkelmann, 340 East 24th Street, Holland, MI 49423, (616)-834-6651; e-mail: [lindawinkelmann@att.net](mailto:lindawinkelmann@att.net); Web site: [www.tulipcity.org](http://www.tulipcity.org)

**Sept. 30-Oct. 2—INDIANAPOLIS, IN:** Annual show; Treasures Of The Earth Gem & Jewelry Shows, Indiana State Fairgrounds - Ag/Horticulture Bldg; 1202 East 38th Street; Fri. 10 a.m.-6 p.m., Sat. 10 a.m.-6 p.m., Sun. 11 a.m.-5 p.m.; Adults \$5 (Good all 3 days), Children under age 16 free when accompanied by an adult. Jewelry makers, goldsmiths and silversmiths from all over the U.S. who can reconstruct, repair, design or make original jewelry from customer-selected gems, stones, opals and crystals. Wire wrap, wire sculpture, stone beads, pearls, stone setting, amber, opal, mineral and fossil dealers. Hourly door prizes including a Ring with a precious stone that will be given as a Grand Prize. Note the Fairgrounds charges \$5 per day for parking. Contact Van Wimmer, Sr. - Show Director, 5273 Bradshaw Road, Salem, VA 24153, (540) 384-6047; e-mail: [van@toteshows.com](mailto:van@toteshows.com); Web site: [www.toteshows.com](http://www.toteshows.com)

**Oct. 1-2—BELLEVILLE, MI:** SuperSwap; Midwest Mineralogical & Lapidary Society of Michigan, Wayne County Fairgrounds; 10871 Quirk Rd.; Sat. 10 a.m.-5 p.m., Sun. 10 a.m.-4 p.m.; Free Admission; Swap/Sell/Buy. Free parking. Activities include: Mineral kits for kids, demonstrations, mineral ID. Indoor event. Camping available. Minerals, fossils, gems, jewelry, lapidary materials, beads, equipment, supplies, books.; contact Tom Morris Bill Barr, (313)-278-5063; e-mail: [wbarr@umich.edu](mailto:wbarr@umich.edu); Web site: [www.mmls.us](http://www.mmls.us)



**Oct. 14-16—FORT WAYNE, IN:** Annual show; Three Rivers Gem and Mineral Society, Allen County Fairgrounds; 2726 Carroll Rd.; Fri. 10 a.m.-6 p.m., Sat. 10 a.m.-6 p.m., Sun. 11 a.m.-5 p.m.; Adults \$5, Seniors \$3, Students \$1, Children free. Gem, fossil, mineral and jewelry dealers, lapidary arts demonstrations. Viking knit classes, geode cracker, gem sluice, kids games, door prizes, silent auction, fluorescent room and more. Contact Russell Greim, (260) 403-0450; e-mail: [3riversshow@gmail.com](mailto:3riversshow@gmail.com); Web site: [bit.do/3rivers-show](http://bit.do/3rivers-show)

**Oct. 14-16—WARREN, MICHIGAN:** Annual show; Michigan Mineralogical Society, Macomb Community College South Campus Expo Center; South Campus Expo Center, 14500 E. 12 Mile Road; Fri. 9 a.m.-6 p.m., Sat. 10 a.m.-7 p.m., Sun. 11 a.m.-5 p.m.; Adults \$8, Seniors \$5, Children ages 5-12 \$4; World class museums and universities bring their collections for you to see. Authorities in geology, paleontology, mineralogy, lapidary demonstrate and present exciting finds. This year we have a skull of a Teratophoneus dinosaur as part of your photo opportunities. Family-friendly with many children activities. Dealers have specimens, supplies, equipment, for the novice to the experienced. Contact Patti Graves-Wesolosky, 1151 Yule Rd, Leonard, MI 48367, (586)-531-1680; e-mail: [www.michmin.org](http://www.michmin.org); Web site: [www.michmin.org](http://www.michmin.org)

**Oct. 21-23—MASON, MI:** Annual show; Central Michigan Lapidary and Mineral Society, Ingham County Fairgrounds; 700 E. Ash St.; Fri. 6-9 p.m., Sat. 10 a.m.-6 p.m., Sun. 11 a.m.-5 p.m.; Adults \$3, Students \$1, Children under 12 free; Displays, demonstrators, raffle, children's table, silent auction, hourly door prize, and many other activities. ; contact Sally Hoskin, 10990 Phal Rd, Grass Lake, MI 49240, (517)-522-3396; e-mail: [saltoosal2@yahoo.com](mailto:saltoosal2@yahoo.com); Web site: [www.michrocks.org](http://www.michrocks.org)

## ON THE ROAD TO THE GREENFIELD SHOW



Greenfield is a good show. It usually has lots of inexpensive cabs, raw materials, tools and equipment for sale. Plus, I will have a booth there.

**Danny Spurgeon**



I love the Greenfield show. Lots of vendors and lots of good deals. They have breakfast and lunch if you want, and lots of parking. It is a really good show.

**Deb Chagares**



I like the Greenfield show; frequently I can find raw material for my shapes. They have vendors in three buildings. It's a good place to run into old friends, & admission is free.

**Dave Straw**



The Greenfield show draws a crowd from Indianapolis and the surrounding areas, and it is close for Marty and me.

**Jim Lucas**